



Dream, Believe, Aspire, Achieve

Millbrook Junior School

Welcome to Year 4



Year 4 Team



Mrs Watters
Year Lead and Teacher
Madrid Class



Mrs Adam and Mrs Marshall
Teachers
Rome Class

Miss Rogers
Teacher
Paris Class



Miss Claypole
Teacher
Berlin Class



Year 4 Team



Miss Andrew
Teaching Assistant



Miss Lewis and Miss Bell
Teaching Assistants



Mrs Fardoe
Teaching Assistant

Mrs Mohommad
Teaching Assistant



Mr Owen and
Mrs Williams
HLTAs





Mrs Warren
Head Teacher



Mrs Fombanu
Family Support Worker



Mrs Harrison
Deputy Head Teacher



Mrs Farnworth
SENCo



The Five Hands of Millbrook Junior School

- The School Council was asked by the Governors of the school to think about what they wanted to be like as learners and citizens when they had completed their time at Millbrook at the end of Year 6.
- The School Council representatives all worked together with Mrs Sinclair and Mrs Wright, as well as their classes, to create a list of qualities, skills and attributes that would make our children ready for the next stage in their lives.
- They then worked with Mrs Harrison, to present the work done in a striking and memorable way so that it represented the ideas that the Student Council came up with.
- The work represents the vision that all the pupils have for themselves.



The Five Hands of Millbrook Junior School.

Millbrook Junior School children are...



Dream, Believe, Aspire, Achieve

What do our hands represent?

- The hands represent how we all work together to achieve our goals and that we are one as a school family.
- The colours represent how we are different, equal and have respect for each other. We all are important. As individuals, we are unique.
- The hands reach for the stars and inspire us to be the best we can be.
- The hands together represent the friendship that we share for everyone in our school family.
- The hands represent the Helping Hands that guide us through our time at school and through the good and bad times.
- The hands represent the sun that radiates the happiness we have at school and being with each other.
- The hands are joined together to show harmony and that we are all connected just by being here.



All the classrooms are bright with interactive whiteboards.



The Year 4 Hub



This is the Year 4 area. All the Year 4 classrooms are here.

There are also toilets for the children.



The Computer Hub

The children will have lessons here once a week.

Over the first few weeks, they will be shown the different websites that they have passwords for in their planners.



The Reading Hub



This area was new last year.

The children use books from here for their reading books.



- The children will visit the Reading Hub once a week during lesson time. They will be able to select three books.
- There will be additional opportunities to visit the Reading Hub at lunchtime on a Wednesday and Friday after they have eaten their lunch.
- Once they have read the books, they will need to quiz on them before they can change them.
- The children can quiz at home using their AR log in and they can read more books online by using myON.



Outside Areas



We are very lucky to have lots of outside space that we aim to use a lot across the year.



Picking up and dropping off



- Year 4 use the main gate into front of school.
- In the morning the children can come straight into school between 8.30am and 8.50am.
- At the end of the day the children will come out and stand with their class teacher.
- They will be released from 3.20pm, one at a time, as they tell their teacher that they can see their adult.
- Parents and carers are asked to come through the gate from the main car park and wait by the cones so that teachers and children can see everyone.




A typical week

		9.00 – 10.00		10.15 – 11.15	11.15 – 12.15		1.15 – 2.15	2.15 – 3.15
Monday	Registration	Science	Break 10.00 – 10.15	Art/DT	English CLPE	Lunchtime 12.15 – 1.15	Maths	History/Geography
Tuesday	Registration	Maths		English CLPE	French & Reading		Outdoor Gym	MILO
Wednesday	Registration	English CLPE		Maths	History/Geography		Science	PSHE
Thursday	Registration	Grammar & Spelling		MILO	Maths		RE	Computing
Friday	Registration	Maths		Games	English CLPE & Reading		Music	Handwriting/Assembly

Timetables can be found in planners



Learning across the curriculum is linked wherever possible



The Curriculum

- In Maths, we use the Power Maths scheme. This provides the children with a clear structure and progression steps.
- The children use text books and additional activities.
- They also have access though Maths Flex at home which runs in line with their current learning in school.



The Curriculum

- In English, we use CLPE units of work which are based around quality children's literature.
- We use a variety of texts to teach a range skills in reading, writing and spoken language.
- Our pupils experience a variety of activities, including drama and art, to help them to develop their own writing skills.



MILO

- Millbrook Independent Learning Online (MILO) builds on the learning already undertaken by pupils. It is designed to accelerate progress by using personalised independent learning through Google Classroom.
- Personalised learning will be set for pupils to complete at school in the MILO sessions and to complete at home as part of their Home Learning.



Google Classrooms

- We use Google Classrooms during MILO and also for home learning.
- The children have details in their planners and have been taught to access this both at school and at home.



PE



PE Days:

Berlin – Tuesday and Thursday
Madrid– Tuesday and Friday
Paris – Monday and Thursday
Rome – Monday and Friday

Premier Sports will teach PE across the school.

Your child's class PE time is recorded in their planner.

Please make sure that your child comes to school dressed in PE kit on their timetabled day, with long hair tied back. Please remind them to dress more warmly as the weather becomes colder.

Children must be able to remove earrings independently. Otherwise, they should be removed before they come to school.



Outdoor Gym

Once a week in a PE lesson the children will have the opportunity to use the fabulous outdoor gym.

They will be given instructions on how to warm up properly and how to use the equipment safely.



Lunch and snack times

- All children will need a packed lunch which will be eaten in the classroom. During the warmer weather, they will have a picnic on the grass.
- Lunches are provided for those who are entitled to a free school meal and should be ordered through Kingswood.
www.kingswoodcatering.co.uk
- If you think you might be entitled to free school meals, please have a look on the Northamptonshire website and complete a form. Additional funding may also come into the school which will benefit your child.
<http://www3.northamptonshire.gov.uk/councilservices/children-families-education/schools-and-education/Pages/free-school-meals.aspx>



Lunches and snacks should be healthy.



Behaviour Policy

- At Millbrook Junior School, we have three rules to follow:
 - Be ready (we need to be here, on time and ready to learn)
 - Be respectful (we need to respect ourselves, each other and our environment)
 - Be safe (we need to be safe ourselves and towards others)

These help us all to 'Dream, Believe, Aspire and Achieve' and to work towards our 'Five Hands Vision'.



We recognise that the behaviour of adults is what has the greatest impact on our pupils.

School staff will adhere to the following principles:

- Exhibit, at all times, kindness, fairness, unconditional respect, compassion, empathy, calmness, good listening, encouragement
 - Use positive reinforcement to recognise children who are following the rules
 - Praise in public, support in private
 - Involve parent/carers by using email, phone calls, messages in planners or by speaking to them in person, taking an individual approach, as appropriate
 - Use restorative approaches
 - Consider language choices and stick to scripts; label the behaviour not the child; check their own emotional response
 - Remember that it is not what they give, it is how they give it that is important
 - Make one positive phone call and send two certificates/notes home each week
 - Help the children to take responsibility for their own behaviour



We ask the following of parents/carers:

- To support the school's aims by listening to feedback from staff
- To talk through behaviours with their children and help them to understand that we are teaching them to take responsibility for their behaviour
- To reward or consequence at home, as they feel appropriate

Children who follow these rules will be recognised in the following ways:

- Through verbal praise (that explains the behaviour)
- With stickers (and a verbal explanation of the behaviour)

Children who go 'above and beyond' will be recognised in the following ways:

- With certificates/notes home
- With phone calls home

Academic excellence (going above and beyond) in all curriculum subjects will be recognised with Head Teacher Award postcards. Children should bring these into school to share with the class and then with the Head Teacher.



Class rewards

There will be class rewards to recognise different things each week e.g. most Maths Flex completed.

Class rewards will be on Friday afternoon and will be different activities each term e.g. scooters etc. There will be no class consequences.



Children who need help to follow the rules will be supported in the following ways:

- By being reminded of the rules
- By being re-directed
- By being directed to reflect at end of lesson
- By being given time out in class/middle area calm zone
- By being able to reflect/repair with a member of school staff (two minutes to talk it through at start of break, lunch, end of day -'walk and talk')

Afterwards, there will then be time to reflect and find a way to move forward in a positive way.



School Uniform

Children are expected to wear the correct uniform.

Garment	
*Polo Shirt or shirt	White, with or without school logo
*Sweatshirt or cardigan	Navy blue with school logo
Skirt or pinafore dress	Black or grey plain or pleated skirt
Trousers or shorts	Black or grey trousers. No canvas trousers, cargo trousers, jogging bottoms or jeans
Tights	Black, grey or navy. Plain, no patterns.
Footwear	Plain black shoes. No UGG style boots, open toe or backless shoes, Heelys, platform shoes or shoes with high heels.
Socks	Black, white, grey or navy
Jewellery	One pair of small stud earrings are allowed Nose studs/rings or any other body piercing are not allowed. A watch can be worn but no wrist worn device that is able to make phone calls or take photographs
Make up	Make up in any format is not allowed including nail varnish.
Hair	Natural colour only No 'extreme' styles are allowed. Long hair must be tied back for PE and DT



PE kit

T-shirt*	White	with the school logo
Shorts	Black or navy	
Trainers/Plimsolls	Suitable for outdoor wear	
Tracksuit	Plain black, grey or navy	
Socks	Black, white, grey or navy. Tights cannot be worn for PE or Games lessons	
Jewellery	All jewellery must be removed by the child for all games and PE lessons	

PE tracksuits should be as plain as possible with no brand logos on them.



Healthy Schools

We are working towards being a 'Healthy School' as we believe a healthy body and mind has a positive impact on children's learning.

We are asking the children to bring the following into school:

- Water in the drink bottles rather than squash
- A 'healthy snack' for break time rather than a bag of crisps or a chocolate bar
- A healthier lunchbox. There are some good ideas here <https://www.nhs.uk/change4life/recipes/healthier-lunchboxes>



Nut Allergies

Whilst we are not a nut free school, we do have some children who have nut allergies. We would like to ask that the following things are not brought into school:

- Packs of nuts
- Peanut butter sandwiches
- Fruit and cereal bars that contain nuts
- Cakes that contain nuts
- Nutella
- Other food products that contain nuts
- Food products which may contain traces of nuts may still be brought

We will be alert to any obvious signs of nuts being brought into school, but we will not inspect all food brought.

It is also important that children do not share their food in school. We will look out for obvious signs of food sharing, but please make your children aware of the 'no sharing' rule in school.



Stationery

The children are given stationery at the beginning of the year.

Children will have all the resources they will need for school so they do not need to bring in stationery from home.

It will be the responsibility of the children to look after their stationery.



Home learning



Accelerated[™]
Reader

Google Classroom



RENAISSANCE
myON



MATHS
Flex



Nelson
Spelling



The children have access to lots of different places to extend their learning. Please do come and talk to us if you are unsure.



Home Learning - Expectations

Children are expected to complete the following in relation to their home learning tasks:

- Revise their weekly spellings in preparation for their test in class.
- Read and quiz on the books that they have read weekly (expected 5 times per week). This could also include books on myON and books from their myON project.
- Complete Math Flex nuggets from their recommended pathway (recommended three for Year 3, four for Year 4, five for Year 5 and six for Year 6 per week).
- Spend time using TTRS (Times Tables Rock Star) (recommended 5 minutes average daily usage per week).
- Complete one Science activity per term, this will be set on Google Classrooms.
- Encourage each other to complete activities to earn class rewards.
- Ask for support from parents/carers, teachers or peers if they require it.
- Understand that they are developing skills that have been learnt in school.



Home Learning - Access

Children will have all the relevant log in information in their planners (if required). They will be responsible for taking their planner home each night and returning it to school the next day.

Children will have ample opportunities to revise using these programmes and log ins, during school time, before they are expected to complete this independently at home.

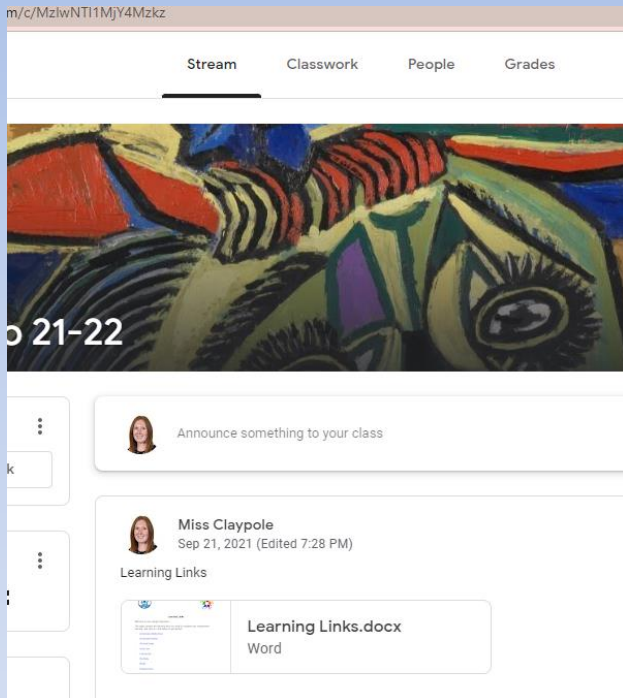


Home Learning - Access

Children will have the opportunity to use the Computer Hub at lunchtime on a Wednesday and Friday after they have eaten their lunch.



Home Learning - Access



m/c/MzlwNT11MjY4Mzkz

Stream Classwork People Grades

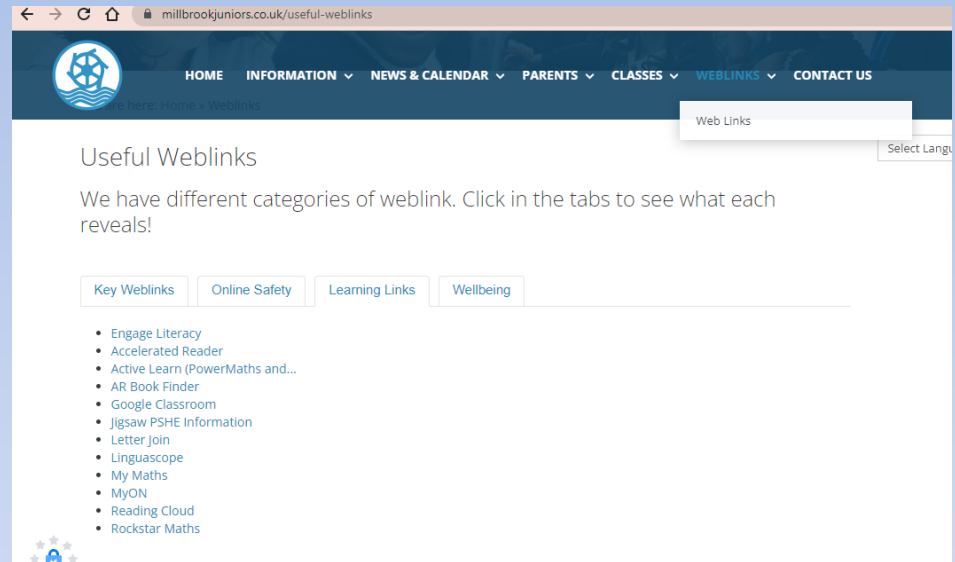
o 21-22

Announce something to your class

Miss Claypole
Sep 21, 2021 (Edited 7:28 PM)

Learning Links

Learning Links.docx
Word



millbrookjuniors.co.uk/useful-weblinks

HOME INFORMATION NEWS & CALENDAR PARENTS CLASSES WEBLINKS CONTACT US

Useful Weblinks

We have different categories of weblink. Click in the tabs to see what each reveals!

Key Weblinks Online Safety Learning Links Wellbeing

- Engage Literacy
- Accelerated Reader
- Active Learn (PowerMaths and...
- AR Book Finder
- Google Classroom
- Jigsaw PSHE Information
- Letter Join
- Linguascope
- My Maths
- MyON
- Reading Cloud
- Rockstar Maths



All the learning links can be accessed via Google Classroom or the school website.





- This links the Reading Hub with home.
- The children will have a password so that they can access the resource at home and at school.
- Reading Cloud enables the children to search and reserve resources from the Reading Hub.
- They can also chat online with other students about books and authors, blog about their favourite books and authors, review resources or read a video book review.
- Accelerated Reader quizzes can even be done here from home too.



How Accelerated Reader Works



- Each half term, the children will take an online reading comprehension assessment (Star Reading test).
- This will give them a range to read within and an AR point target. These will be written in the back of the children's planners.
- The target does not link with the reading range.
- Each half term, the target and range are re-set after taking the Star Reading Test.



How Accelerated Reader Works



- A child's reading range might be 3.8-4.8.
- The child would select a book within that range in the Reading Hub.
- The level of difficulty within that range can be found on the side of the book.



- Books at home can also be read and their level can be checked online at <http://www.arbookfind.co.uk/>



Quizzing




- Children need to understand what they have read so should take care when reading their book. Sometimes they will need to read a book more than once.
- Once the books have been read, the children can log in to accelerated reader from home through www.millbrookjuniors.co.uk and useful web links.
- They can enter the quiz number or title of the book. Here, they will do a short multiple choice quiz on the book.
- Children should be able to recall what they have read and should keep the book closed whilst quizzing.
- Children should aim to score 85% or above on their quiz.



Quizzing


- In the front of each child's reading book, is a sticker.
- This book is worth 2 points towards their target. If they get 100% on the quiz, they will get the full 2 points.
- If they get 60% correct they will just get 1 point. The children need to score at least 60% to be awarded the 1 point.





- The children can also read books on myON.
- Children can quiz on these books if they are their Accelerated Reader level.
- Projects will be set for the children on myON. These will contain books from a variety of levels that link with the half term's learning. Children are expected to read at least one of these books.
- Current News stories can also be accessed on myON.

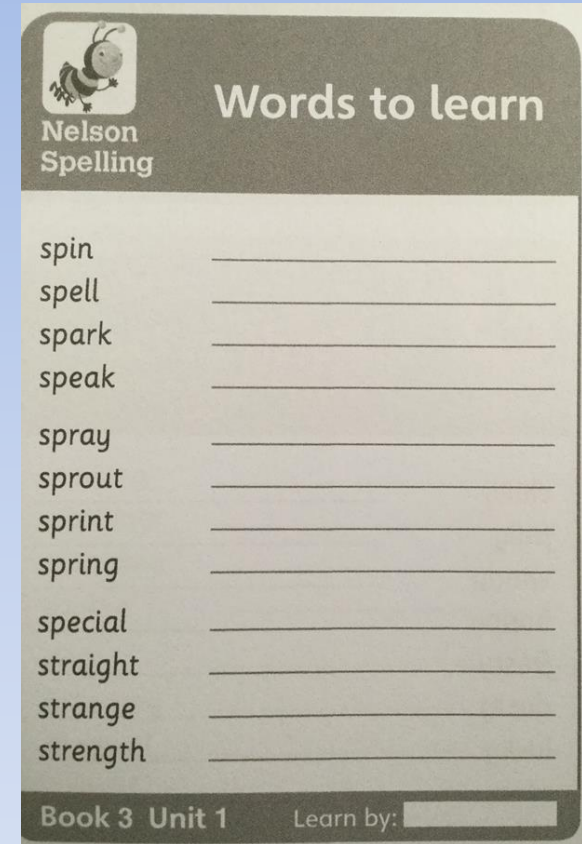




- The children will bring home a set of spellings each week. These will be in their planners.
- The children will have a spelling lesson each week where they will learn and practise the spelling rules
- There will be a spelling test each week and words that are spelt incorrectly will be highlighted in the children's planners.

Spelling tests

Berlin Class - Monday
Madrid Class – Monday
Paris Class – Tuesday
Rome Class - Monday



Planners

- This is a diary of the year and a way for us to communicate with you and for you to communicate with us.
- The planner is important for messages. Children should tell their teacher/parent if there is a message.
- If there has been a minor injury during the day, it will be noted in your child's planner so please do check.
- When an adult has listened to a child's reading at home, this should also be noted in here.
- Log in details and passwords are also recorded in the planners so it is important that they are in school everyday.



- On a Monday teachers are available to talk to. We can make an appointment or talk on the phone.
- Each class also has an email address that goes directly to the teacher.

berlin@millbrookjuniors.co.uk

madrid@millbrookjuniors.co.uk

paris@millbrookjuniors.co.uk

rome@millbrookjuniors.co.uk

